


OFDU-TS4-310

Rack Mount Splice and Termination Cabinet

Description:

The special **OFDU-TS4-310** cabinet is based on universal optical distribution frames. The rack-mount Fiber Optic Distribution Frame provides splicing and termination within one convenient housing unit. The **OFDU-TS4-310** terminates up to 288 fibers in a **4U distribution frame**. The slide-out and drop down shelf enables unrestricted front, rear and top access to the splicing area and termination panels. Cable is fixed in the rear side of the panel, and doesn't move while opening the drawer. That makes a secure and reliable connection. This frame is ideal for indoor fiber optic cables connection storage, distribution and management. Standard colour is grey (RAL 9006).



Features:

- **Splicing and termination in one 4U cabinet**
- Slide-out and drop down shelf
- Aluminum-magnesium alloy material - low weight and shipment costs
- Up to 288 fiber termination (SC, DLC, E2 adapters)
- Splicing in single splice trays, individual splice tray access
- Sufficient depth 310 mm for a large number of optical pigtailed
- 19" 4U holders included
- Durable powder coat finish - RAL 9006
- Removable front door with latch lock

Technical specifications:

PART NUMBER	RACK UNITS	DIMENSIONS (H x W x D) mm	SHIP WGT (kg)
OFDU-TS4-310	4U	178 x 432* x 310	2.3

* Width of cabinet without unit holders (UH-4)



OFDU-TS4-310 - Fiber capacity		
Splice Tray ¹	Max	Fibers
KNS-12M	12	288

NOTE: 1- Splice trays datasheet: CMS_01-09_EN-KNS Splice_trays

Hinged cassettes KNS-12M montage and internal arrangement of cabinet



Product previews:



Application:

- Telecommunications subscriber loop
- Fiber to the home (FTTH)
- Local Area Network (LAN) / Wide Area Network (WAN)
- CATV

Ordering Code:

OFDU-TS4-310 - X - XX - XX X - XX / (G)¹ - (UHV)²

Version
OFDU-TS4-310
4U + depth 310mm

Front Door Option
LM Metal door – lack lock

Number of Splice Trays
1-12 Number of Splice Trays

Coupling Type

DLC DLC adapter
SC SC adapter
E2 E2000 adapter


Applications

M Multimode
S Singlemode
A APC
X No adapters

Fiber Capacity
0 - 288 Fibers

NOTE: 1) **G** - Grounding option – Protection grounding wires installed, see datasheet CMS_01-02_EN-accessories
2) **UHV** - Vertical unit holder-optional

Grounding detail:



Back side of OFDU-TS4-310:

