

ICS-G24044X-24PH

24x GbE RJ45 + 4x 100/1000Base SFP + 4x 1G/2.5G/10G SFP+ with 24x PoE 400W, 48VDC

4KV Surge protection



- Supports IEEE 1588 PTP V2
- Support u-Ring, ERPS, EPS, MSTP, RSTP, STP for redundant cabling
- Support maximum up to 14 u-rings in one device
- EN62368-1, CE, FCC certified
- 4KV surge protection for PoE, RJ45 and SFP ports



ICS-G24044X-24PH is a hardened L2 managed core switch which also supports PoE+/PSE for rigorous demands of centralize and critical applications. ICS-G24044X-24PH supports 4 uplink ports with 10GbE SFP+ and 24 GbE (10/100/1000BaseTX) PoE+ RJ-45 ports plus 4 dual speed (100/1000Base-X) SFP fiber optical slots. ICS-G24044X-24PH is an ideal solution for Smart City, surveillance, Intelligent traffic control systems and production automation applications and supports up to 24 PoE/PoE+ (IEEE 802.3af/IEEE 802.3at) ports which can provide 15.4/30watts power output per port for connecting with heavy-duty industrial PoE devices, such as PTZ IP surveillance cameras, high-performance wireless access points, digital signage and IP phones. The ICS-G24044X-24PH is designed especially for harsh outdoor cabinet applications with 4kV surge protection to ensure the uninterrupted reliability of PoE systems.

Features

- Maximum up to 24x IEEE 802.3af / 802.3at PoE+ output, 30W per port, 400W PoE power budget in total
 - Redundant dual input power 48VDC (44~57VDC)
 - Provides 14 instances each can support μ -Ring, μ -Chain or Sub-Ring for flexible networking applications
 - μ -Ring redundancy, recovery time <20ms in 250 devices
 - Supports IEEE 1588 PTP V2 for precise time synchronization to operate in Ordinary-Boundary, Peer to Peer Transparent Clock, End to End Transparent Clock, Master, Slave mode by each port
 - Supports SmartView™ for Centralized Management*
- *Please see Chapter 1- **Software Management** for more details

Specifications

Standard	IEEE 802.3	10Base-T 10Mbit/s Ethernet
	IEEE 802.3u	100Base-TX, 100Base-FX, Fast Ethernet
	IEEE 802.3ab	1000Base-T Gbit/s Ethernet over twisted pair
	IEEE 802.3z	1000Base-X Gbit/s Ethernet over Fiber-Optic
	IEEE 802.3ae	10 Gbit/s Ethernet over fiber
	IEEE 802.1d	STP (Spanning Tree Protocol)
	IEEE 802.1w	RSTP (Rapid Spanning Tree Protocol)
	IEEE 802.1s	MSTP (Multiple Spanning Tree Protocol)
	ITU-T G.8032 / Y.1344	ERPS (Ethernet Ring Protection Switching)
	ITU-T G.8031 / Y.1342	EPS (Ethernet Protection Switching)
	IEEE 802.1Q	Virtual LANs (VLAN)
	IEEE 802.1X	Port based and MAC based Network Access Control, Authentication
	IEEE 802.3ac	Max frame size extended to 1522Bytes
	IEEE 802.3ad	Link aggregation for parallel links with LACP(Link Aggregation Control Protocol)
	IEEE 802.3af	PoE (Power over Ethernet)
	IEEE 802.3at	PoE+ (Power over Ethernet enhancement)
	IEEE 802.3X	Flow control for full duplex
IEEE 802.1ad	Stacked VLANs, Q-in-Q	
IEEE 802.1p	LAN Layer 2 QoS/CoS Protocol for Traffic Prioritization	
IEEE 802.1ab	Link Layer Discovery Protocol (LLDP)	
IEEE 802.3az	EEE (Energy Efficient Ethernet)	
Data Processing	Store and Forward	
VLAN ID	4094 IEEE 802.1Q VLAN VID	
Switch Architecture	Back-plane (Switching Fabric): 136Gbps (Full wire-speed)	

Data Processing	Store and Forward
Network Connector	10GbE SFP+: 4x 1G/2.5G/10G SFP socket Supports DDMI
	SFP: 4x 100/1000Base-X SFP socket Support DDMI
	RJ45: 24x 10/100/1000Base-T RJ-45 Support Auto negotiation speed, Auto MDI/MDI-X function
	PoE: 24x IEEE 802.3af /IEEE 802.3at PoE+ End-Span, Alternative A mode. Maximum 30W per port, 400W PoE power budget in total
	RJ45 Pin Assignment: PoE Positive (V+): RJ-45 pin 1, 2. PoE Negative (V-): RJ-45 pin 3, 6. Data (1,2,3,6,4,5,7,8)
Console	RS-232 (RJ-45)
Network Cable	UTP/STP Cat.5e cable or above EIA/TIA-568 100-ohm (100meter)
Protocols	CSMA/CD
Reverse Polarity Protection	For input power
Overload Current Protection	Supported
CPU Watch Dog	Supported
Power Supply	Redundant dual input power 48VDC (44~57VDC) (Removable terminal block) (50~57VDC input is recommended for IEEE 802.3at PoE+ in 30W applications)
Power Consumption	< 33W @50VDC without PoE load < 449W @50VDC with 400W PoE load

LED	Per unit: Power 1 (Green), Power 2 (Green), Act /Alarm (Green/Amber), Ring Master (Green) P1~P24 Per RJ-45 port: 10/100 Link/Active (Green) 1000 Link/Active (Amber) P25~P28 Per SFP Fiber port: 100 /1000Base-X Link/Active (Amber) P29~P32 Per SFP+ Fiber port: 1000Base-X Link/Active (Amber) 10GBase-X Link/Active (Blue) PoE port (P1~P24): PoE ON (Green)
Jumbo Frame	10K Byte
MAC Address Table	32K
Memory Buffer	4M Bytes for packet buffer
Device Memory	16M Bytes Flash ROM, 1G Bytes RAM
Warning Message	System Syslog, SMTP/ e-mail event message, alarm relay
Alarm Relay Contact	Relay outputs with current carrying capacity of 1A @24VDC, 2-Pin removable terminal block
Operating Temperature	-40 ~ 60°C
Operating Humidity	5% to 95% (Non-condensing)
Storage Temperature	-40 ~ 85°C
Housing	Rugged Metal, IP30 Protection, Fanless
Dimensions	280x 440 x 44mm (D x W x H)

Weight	4.26kg
Installation Mounting	19" rack mount
MTBF	97,078 Hours (MIL-HDBK-217)
Warranty	5 years
Certification	
EMC	CE (EN55032, EN55035)
EMI (Electromagnetic Interference)	FCC Part 15 Subpart B Class A, CE
EMS (Electromagnetic Susceptibility)	EN61000-4-2 (ESD) Level 3, Criteria B EN61000-4-3 (RS) Level 3, Criteria A
Protection Level	EN61000-4-4 (Burst) Level 3, Criteria A EN61000-4-5 (Surge) Level 3, Criteria B EN61000-4-6 (CS) Level 3, Criteria A EN61000-4-8 (PFMF, Magnetic Field) Field Strength: 300A/m, Criteria A
Safety	EN62368-1
Surge protection	4KV for PoE, RJ45 and SFP
Shock	IEC 60068-2-27
Freefall	IEC 60068-2-32
Vibration	IEC 60068-2-6

Software Specifications

Topology	
VLAN	IEEE 802.1q VLAN, up to 4094 802.1Q VLAN VID IEEE 802.1q VLAN, up to 4094 Groups IEEE 802.1ad Q-in-Q MAC-based VLAN, up to 256 entries IP Subnet-based VLAN, up to 128 entries Protocol-based VLAN (Ethernet, SNAP, LLC), up to 128 entries VLAN Translation, up to 256 entries Private VLAN for port isolation GVRP (GARP VLAN Registration Protocol) MVR (Multicast VLAN Registration) Voice VLAN
Link Aggregation (Port Trunk)	Static (Hash with SA, DA, IP, TCP/UDP port), Maximum trunk group : 16group Dynamic (IEEE 802.3ad LACP), Maximum trunk group : 16group Per group up-to 8 port
Spanning Tree	IEEE 802.1d STP, IEEE 802.1w RSTP, IEEE 802.1s MSTP
Multiple μ-Ring	Up to 14 instances each support μ-Ring, μ-Chain or Sub-Ring for flexible networking applications. Recovery time <20ms The maximum number of device is allowed 250 in a Ring.
Loop Protection	Supported
ITU-T G.8032 / Y.1344 ERPS (Ethernet Ring Protection)	Recovery time <20ms
ITU-T G.8031 / Y.1342 EPS (Ethernet Protection Switching)	Supported
QoS Features	
Class of Service	IEEE 802.1p 8 active priorities queues per port
Traffic Classification QoS	IEEE 802.1p based CoS IP Precedence based CoS IP DSCP based CoS
Traffic Classification QoS	QCL(QoS Control List): Frame Type, Source/Destination MAC, VLAN ID, PCP, DEI Protocol, Source IP, IP Fragment, DSCP, TCP/UDP port number
Bandwidth Control for Ingress	Per port based
Bandwidth Control for Egress	Per port based Per queue / Per port shaper
DiffServ (RF 2474) Remarking	
Storm Control	for Unicast, Broadcast, Multicast
IP Multicasting Features	
IGMP / MLD Snooping	IGMP Snooping v1, v2, v3 / MLD Snooping v1, v2 Port Filtering Profile Throttling, Fast Leave Maximum Multicast Group : up to 1022 entries Query / Static Router Port

Security Features	
IEEE 802.1X	Port-Based MAC-Based
ACL	Number of rules : up to 256 entries for L2 / L3 / L4 L2 : Mac address SA/DA/VLAN L3 : IP address SA/DA, Subnet L4 : TCP/UDP
RADIUS authentication & accounting	
TACACS+ authentication & accounting, TACACS+ 3.0	
HTTPS, HTTP	Supported
SSL / SSH v2	Supported
sFlow	Supported
User Name Password Authentication	Local Authentication Remote Authentication (via RADIUS / TACACS+)
Management Interface Access Filtering	Web, Telnet / SSH , CLI RS-232 console
Management Features	
CLI	Cisco® like CLI
Web Based Management	
Telnet	Server
SNMP	V1, V2c, V3
sFlow	Supported
Modbus/TCP	Support for management and monitoring
SW & Configuration Upgrade	TFTP, HTTP Redundant firmware in case of upgrade failure
RMON	RMON I (1, 2, 3, 9 group), RMON II
MIB	RFC1213 MIB II, Private MIB
UPnP	Supported
DHCP	Server/Client/Relay/Relay option 82/Snooping
IP Source Guard	Supported
Mirroring	Local and Remote
Event Syslog	Syslog server (RFC3164) (Support 1 server)
Warning Message	System syslog, e-mail, alarm relay
DNS	Client, Proxy
IEEE 1588 PTP V2	Supports 5 operating mode in each port : Ordinary-Boundary, Peer to Peer Transparent Clock, End to End Transparent Clock, Master, Slave
NTP V4.0, SNTP	Client
LLDP (IEEE 802.1ab)	Link Layer Discovery Protocol LLDP-MED
IPv6 Features	
IPv6 Management	Telnet Server/ICMP v6
SNMP over IPv6	Supported
HTTP over IPv6	Supported

SSH over IPv6	Supported
IPv6 Telnet	Supported
IPv6 NTP, SNTP	Client
IPv6 TFTP	Supported
IPv6 QoS	Supported
IPv6 ACL	Number of rules: up to 256 entries for L2 / L3 / L4 L2 : Mac address SA/DA/VLAN L3 : IP address SIP, Subnet (32bit) L4 : TCP/UDP

Advanced PoE Management	PoE PD failure auto checking, and auto reset when PD fail PoE port on/off weekly scheduling PoE Configuration PoE Enable/Disable Power limit by classification Power limit by management Total PoE Power budget limitation management: Maximum 400W power budget Power feeding priority
--------------------------------	---

Others Features	Green Ethernet Supports IEEE 802.3az EEE (Energy Efficient Ethernet) Management to optimize the power consumption Determine the cable length and lowering the power for ports with short cables Lower the power for a port when there is no link LED Power Management : Adjustment LEDs intensity Cable Diagnostic Measuring UTP cable normal or broken point distance
------------------------	--

Application

Figure 1 : 10G Backbone application

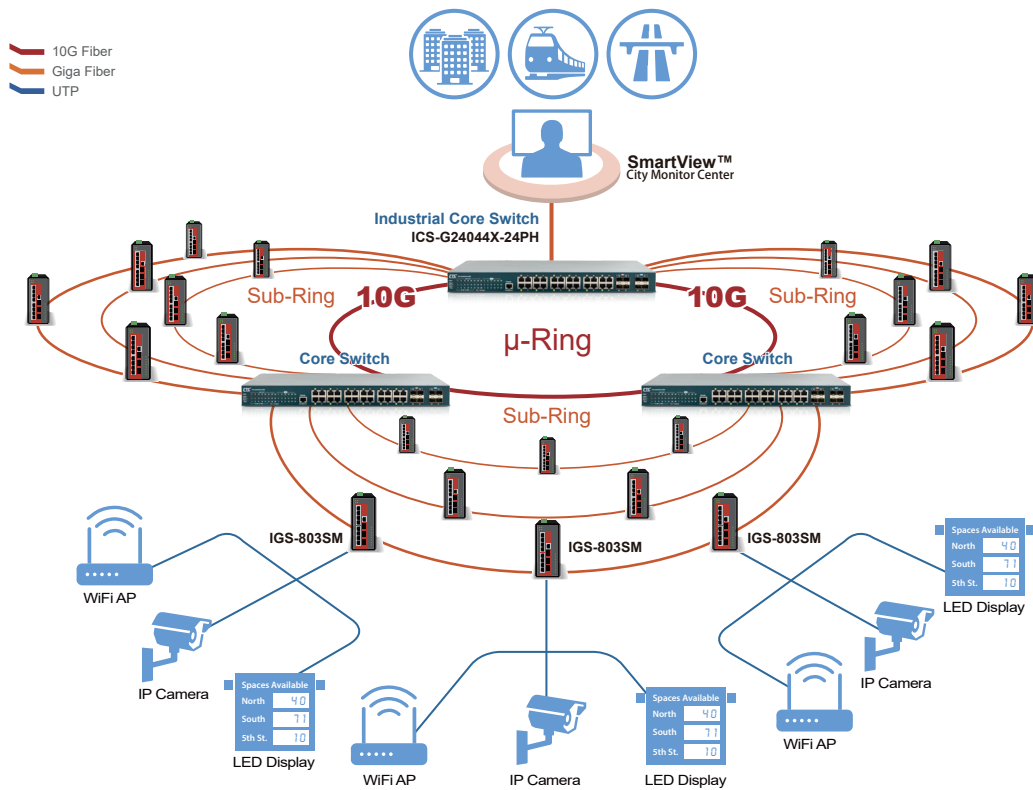
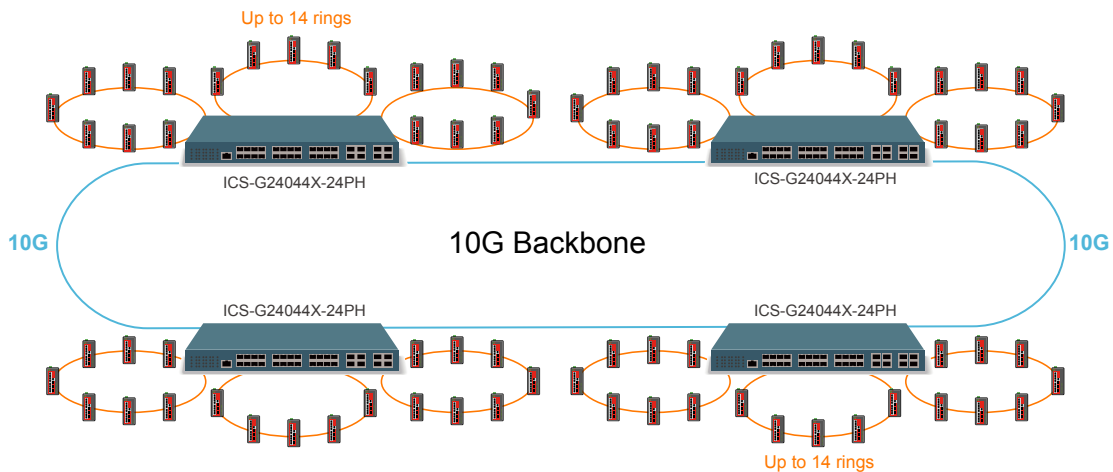


Figure 2 : 10G Backbone with μ-Ring topology



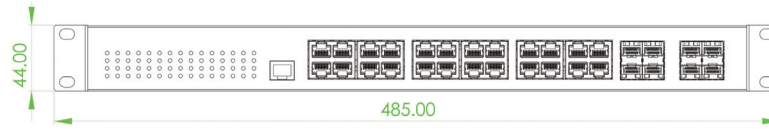
Dimensions

Rear View

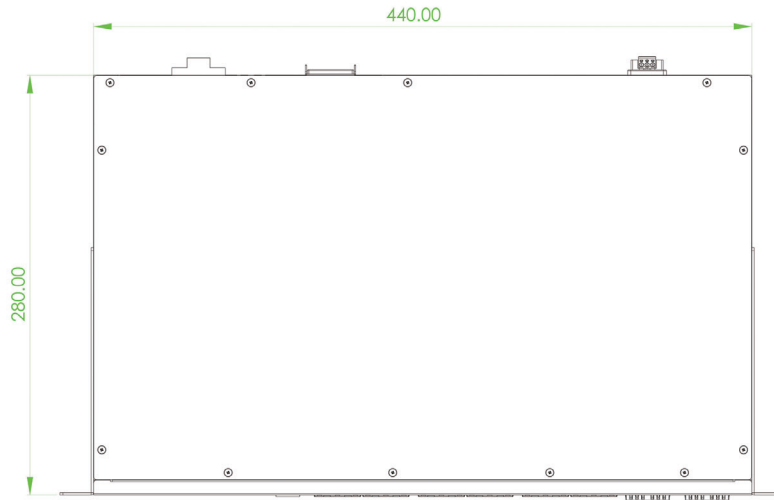
-DD Power



Front View



Top View



Side View



Ordering Information

Model Name	Total Port	GbE Port		10GbE	PoE Port		Input Power	Certification		Operating Temperature
		10/100/1000 Base-T(X) RJ45	100/1000 Base-XSFP	1G/2.5G/10G Base-X SFP	IEEE 802.3at/af	Power Budget	48VDC	Safety EN62368-1	CE, FCC	
ICS-G24044X-24PH	32	24	4	4	24	400W	2	V	V	-40 ~ 60°C

Package List

- ICS-G24044X-24PH device
- Console cable (RJ-45 to DB-9)
- 19" rack-mount kit (brackets and screws)
- Protective caps for SFP ports

Optional Accessories

Industrial SFP Transceiver

The ISFP series of industrial grade SFP modules have been fully tested with all CTC Union industrial grade Ethernet switches for guaranteed compatibility and performance. Best performance can be guaranteed, even in mission-critical applications. (Please see CTC Union's Industrial SFP datasheets for more items and detailed information.)

ISFP-M9000-85-D(E)	Industrial SFP 10GbE 10GBase-SR, M/M, 300 meter (OM3 fiber), wave length 850nm, DDMI, -10~70°C (-40~85°C)
ISFP-S9010-31-D(E)	Industrial SFP 10GbE 10GBase-LR, S/M, 10km, wave length 1310nm, DDMI, -10~70°C (-40~85°C)
ISFP-M7000-85-D(E)	Industrial SFP GbE 1000Base-SX, M/M, 500 meter, wave length 850nm, 7.5dB, LC, DDMI, -10~70°C (-40~85°C)
ISFP-S7020-31-D(E)	Industrial SFP 1000Base-LX, S/M, 20km, wave length 1310nm, 15dB, LC, DDMI, -10~70°C (-40~85°C)
ISFP-T7T00-00-(E)	Industrial SFP 10/100/1000Base-T UTP 100meter, -10~70°C (-40~85°C)
ISFP-M5002-31-D(E)	Industrial SFP 155M 100Base-FX, MM, 2km, wave length 1310nm, 12dB, LC, DDMI, -10~70°C (-40~85°C)
ISFP-S5030-31-D(E)	Industrial SFP 155M 100Base-FX, SM, 30km, 1310nm, 19dB, LC, DDMI, -10~70°C (-40~85°C)

Industrial Power Supply

NDR-480-48	Industrial Power, Input 90 ~ 264VAC/127 ~ 370VDC, Output 48VDC, 480W, -20 ~ +70°C
------------	---