


LC Patchcord

Description:

The innovative LC design offers a form factor one-half the size of current industry standards, and simple features create a new definition of user-friendliness.

The LC connector is manufactured to meet EIA/TIA 568A, FOCIS 10, IEC 61754-20 and IEC 11801 specifications for optical performance and intermateability. The LC Duplex fits into the RJ-45 standard cutout and uses the smallest diameter cable jacket in the industry.



Features:

- one-half the size of current industry standards
- increases panel density – provides duplex connection in 50% less space
- duplex fits RJ-45 footprint
- available in MM and SM versions with Ultra and Angle (APC) polishing
- user-friendly audible latch to indicate proper mating
- simplex and duplex version available
- pull – proof 1.7 mm simplex mini-cord, 1.8 x 3.6 mm duplex minizip cable and duplex dualan cable diameter 2.9 mm

Specifications:

Insertion loss (IL) (IEC 61300-3-4)	MM	SM Ultra PC	SM Angle PC	SM APC Premium
		0.15 dB typ	0.15/0.25 dB typ/max	0.15/0.50 dB typ/max
Return loss (RL) (IEC 61300-3-6)	>30 dB	>50 dB	>60 dB	>85 dB ¹
Strain relief	90 N			
Operating temperature	-40°C to +80°C ²			
Durability	min 1000 cycles			
Assembly procedure	glue and polish			
Connection	physical contact			
Lock mechanism	snap-on			
Standards	ISO/IEC 11801, TIA 568A, IEC 61754-20, EN 50377-7			
Ferrule material	full ceramic zirconia			
Connector material	thermoplastic			
Adapter material	polymer composite, zirconia sleeve			

Note: 1) RL >85 dB measured with low coherence reflectometry (IEC 61300-3-6 method 3 OLCR)

2) Conditioned by the type of cable

Application:

- Telecom
- LAN, WAN
- CATV
- Sensor systems
- Measuring Technique
- Utilities
- Railways

Ordering code:

AAA (D) - XX XXX - X - (XX)¹ - XXX

AAA Connector Type	Connector Description
LC	LC/PC
ULC	LC/UPC
ULC1	LC/UPC Premium Class 1
NLC	LC/APC
NLC1	LC/APC Premium Class 1
NLC2	LC/APC Premium Class 2
(D) ²	duplex connector
(DU) ³	duplex uniboot

XX-color

XXX - length [m]

X - type (pigtail or jumper)

JC	jumper A-B crossed
JS	jumper A-A straight
PT	pigtail tight buffered, strip in one shot < 10 cm
PS	semtight 20-30 cm in one shot
PD	pigtail easy strip > 100 cm

XX - diameter of fiber, cable

fiber	
09	fiber Ø 0.9 mm
simplex cable	
17	cable Ø 1.7 mm
20	cable Ø 2.0 mm
24	cable Ø 2.4 mm
28	cable Ø 2.8 mm
30	cable Ø 3.0 mm

XXX - type of fiber

OM1	MM 62.5/125 µm
OM2	MM 50/125 µm
OM3	MM 50/125 µm
OM4	MM 50/125 µm
S2D	SM 9/125 µm (G.652D)
S5X ⁴	SM 9/125 µm (G.655X)
S7X ⁴	SM 9/125 µm (G.657X)

Insertion Loss:

Premium Class (MM)	≤ 0.30 dB
Premium Class 1	≤ 0.10 dB
Premium Class 2	≤ 0.25 dB

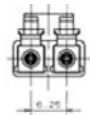
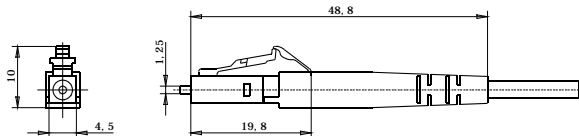
Note:

- 1) not filled when color is not defined, default colors will be used – SM-yellow, OM1-blue, OM2-green, OM3-turquoise
- 2) LC D duplex connector
- 3) LC DU duplex uniboot connector
- 4) X – according fiber subtypes (e.g. G.657A)

Color code:

BK	BN	RD	OG	YE	GN	BU	VT	GY	WH	PK	TQ
Black	Brown	Red	Orange	Yellow	Green	Blue	Violet	Grey	White	Pink	Turquoise

Dimensions:



JS duplex straight patchcord A-to-A



JC duplex crossed patchcord A-to-B

Samples:

NLC-20 S7A1-J-001



ULC D-2xNE2S-D8 S2D-J-003



LC DU-D2 OM3-J-003

